



The GED Testing Initiative

Helping people navigate their way
to the GED



Literacy Assistance Center

The GED Testing Initiative

In response to community distress about the condition of the GED testing system and the abysmally low pass rate in New York City, The New York Community Trust commissioned a study by the Department of Youth and Community Development (through the Mayor's Fund to Advance New York City) to examine the city's GED testing system. The principal investigator, Jacqueline Cook, is a longtime literacy activist and scholar. Her final report, *Our Chance for Change: A Four-Year Reform Initiative for GED Testing in New York City*, concluded that the NYC GED testing system functions poorly and is significantly underfunded. A system that provides test-takers with the support they need and deserve will require comprehensive reform, the report suggests.

The objective of the GED Testing Initiative is the implementation of the recommendations presented in *Our Chance for Change*. The reforms are designed to streamline the process through which people learn what the GED test covers, how to best prepare for the test, where to get GED instruction, and how to register to take the exam. Key outcomes will include:

- A reduction in the waiting period for test applicants and use of test sites to their full capacity;
- An increase in test-taker, practitioner and examiner knowledge of test content and procedures and the strategies for success; and
- A significant increase in the pass rate.

Website sponsored by



NYC
Department of
Education
Joel I. Klein, Chancellor

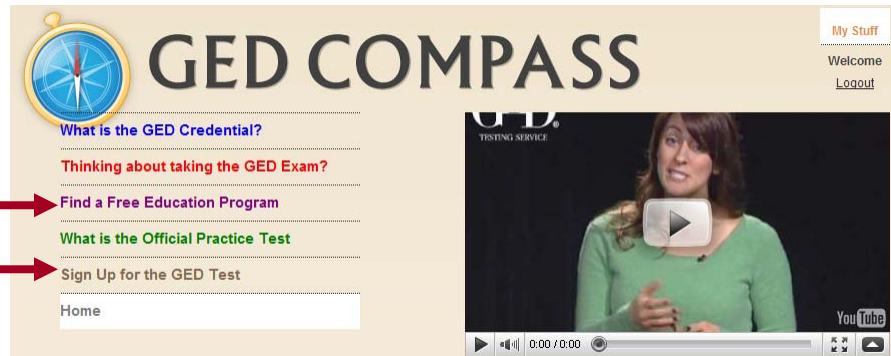


Literacy Assistance Center

2

The GED Compass

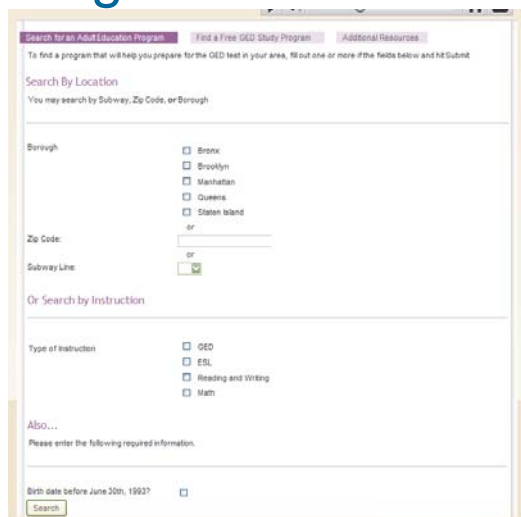
- GEDCompass.com



Find a Free GED Study Program

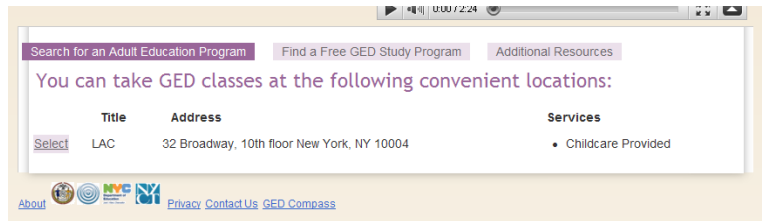
Search by

- a location,
- zip code
- subway line
- type of instruction



Find a Free GED Study Program

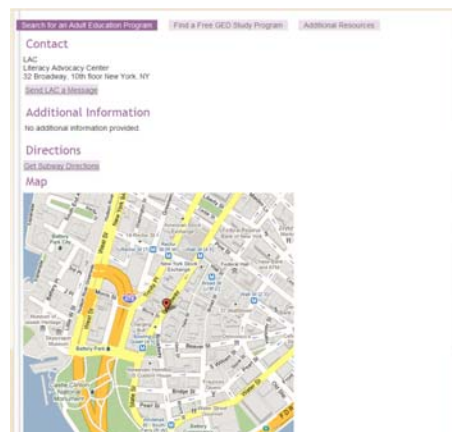
A list of matching programs will appear



Find a Free GED Study Program

For each program, the website will list

- Contact Information
- Additional information (wheelchair accessible, childcare on site etc.)
- Directions (using HopStop.com)
- Google Maps



Sign up for the GED Test

To access the GED Test seat reservation system, the candidate must register or log-in



Sign up for the GED Test

Once the candidate has registered and signed in, they will arrive at their Account Page



Sign up for the GED Test

- The candidate will then be prompted to complete their profile
- The profile contains information that affects the application process

My Account	My Profile	Reserve A Test Seat	My Application
------------	-------------------	---------------------	----------------

Your User Profile
Please complete your profile below.

First Name	Venu
Last Name	Thelakkat
Birthdate	08/20/1982
Email	venu@lacnyc.org

[Edit](#)



Sign up for the GED Test

My Account My Profile **Reserve A Test Seat** My Application

You have not yet completed your [User Profile](#). Please do so before reserving a test seat.
Congratulations! You are ready to take the GED test. To find a GED testing center in your area fill out one or more of the fields below and hit Submit.

by Zip Code

by Borough

Language
English

The candidate can search for a test seat by:

- zip code
- borough
- language



Sign up for the GED Test

The screenshot shows a web interface for the GED application process. At the top, there are navigation tabs: "My Account", "My Profile", "Reserve A Test Seat", and "My Application" (which is highlighted). Below the tabs, the text reads: "GED Compass allows you to fill out the GED application form online and submit the information electronically to the test centers to which you applied. However, please note that you still need to take a paper copy of the filled out form and give a signed copy to the testing center on the day of the test." Below this, it says: "Please read the [instructions](#) carefully before filling out the applications". Further down, it states: "It takes 15-20 minutes to sign up for the GED. It is a good idea to have all your information ready before hand." To the right of this text is a green arrow button that says "I'M READY!". Below this, it says "This is what you'll need:" followed by a list of requirements with checkboxes: "Driver's License", "Social Security Number", and "Application Pin Code".

The candidate can fill out a GED Application on line that can then be submitted to the site where they have reserved a GED test seat.



Questions?

Contact Information

- Nell Eckersley nelle@lacnyc.org
- Venu Thelakkat venut@lacnyc.org

